

INNER FEATURES

Operational Result

FEBRUARY 2020

KEY INDICATOR

NOTE	FEB 2019	CHG.	YTD FEB 2020	CHG.
Passanger Yield (USc)	7.47	▲ 2.68%	7.37	▲ 2.17%
Cargo Yield (USc)	42.88	▲ 1.98%	43.76	▲ 1.40%

February 2020 : Passenger Traffic Falls 19.06%, amid fears of COVID-19

Garuda Indonesia Group (The Group)

The COVID-19 spread has forced the government to enact travel bans on the hardest-hit countries, namely China, Iran, Italy and South Korea. This condition push the airline companies have cut down on the number of flights they operate and introduced cost-cutting measures to cope with the impact of COVID-19 on business. Garuda Indonesia itself has closed several destinations in China and adjust the capacity in hardest-hit destinations.

The Group's production (ASK) has declined by 17.73% YoY, it mainly effected by international flight which has drop by 33.77% YoY. The passenger traffic falls by 19.06% YoY and it mainly effected by international flight which has drop by 45.70% YoY. But it seems that the worst is yet to come as traffic has continued to drop amid fears of COVID-19. Aiigning with capacity, cargo volume also drop by 19.32% YoY to be 21.79K ton. In this condition fuel burned also decreased by 18.27% YoY when fuel price increased by 4.80% YoY to be USc59.17 per liter.

From financial perspective, passenger and cargo tariff are managed to increase by 2.68% YoY and 1.98% YoY in consecutively. The unit cost of CASK increased by 10.81% YoY as capacity was adjusted mainly in international.

Garuda Indonesia Domestic FSC :

- Passenger yield Increased by 2.69% YoY, maintained above USc10
- ASK decreased by 5.67% YoY and RPK decreased by 16.02% YoY
- The SLF decreased by 8.50pp YoY to be 68.88%
- Cargo yield increased by 10.71% YoY

Garuda Indonesia International FSC :

- Passenger yield slightly Increased by 0.34% YoY
- ASK decreased by 33.77% YoY and RPK decreased by 41.78% YoY
- The SLF decreased by 8.38pp YoY to be 60.90%
- Cargo yield increased by 26.35% YoY

Garuda Indonesia Main Brand FSC :

- Passenger yield Increased by 7.41% YoY
- ASK decreased by 23.72% YoY and RPK decreased by 31.91% YoY
- The SLF decreased by 7.74pp YoY to be 64.43%
- Cargo yield slightly decreased by 0.67% YoY

Citilink LCC :

- Passenger yield Increased by 10.20% YoY
- ASK increased by 5.06% YoY and RPK decreased by 14.60% YoY
- The SLF decreased by 14.78pp YoY to be 64.19%
- Cargo yield increased by 3,95% YoY

NEWS

Garuda Indonesia Still Flies to Australia and the Netherlands in the Middle of Corona

Garuda Indonesia ensures that flight services to and from Australia and the Netherlands will continue to operate following restrictions on the movement of foreign nationals to a number of countries related to the COVID-19 pandemic. “The continued operation of flight services to and from Australia and the Netherlands is a form of Garuda Indonesia’s support to facilitate the movement of Indonesian citizens who will return to Indonesia from the two countries, as well as Dutch and Australian citizens who will return to their respective countries from Indonesia,” said Garuda Indonesia President Director Irfan Setiাপutra. Of course we do the flight operations by adjusting the demand and the existing needs. “The frequency of flights between the two countries will be adjusted to the needs of passenger movement traffic,” he said. In the midst of this challenging situation, Garuda Indonesia ensures that safety commitments will continue to be strengthened, including the handling of preventive measures to prevent the spread of COVID-19 in operational lines. “We continue to coordinate with relevant authorities in ensuring that pandemic handling procedures can be implemented properly,” he said

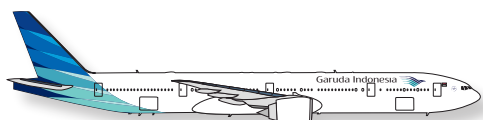



Garuda Indonesia Delays Temporary Passenger Of Umrah Jemaah And Tourist Visa Holders To Saudi Arabia

Garuda Indonesia national airline temporarily suspends transporting Umrah pilgrims and passengers on tourist visas to Jeddah and Medina following a temporary suspension of visit to Saudi Arabia from the Saudi Arabian General Authority of Civil Aviation (GACA) in connection with efforts to prevent the spread Covid-19 virus in the country. Garuda Indonesia’s Managing Director, Irfan Setiাপutra said that Garuda Indonesia continued to serve flights to and from Saudi Arabia to carry passenger visa holders other than Umrah and tourists. “The Garuda Indonesia flight service is also intended to accommodate the return of Umrah pilgrims who are currently in Saudi Arabia who will return to Indonesia,” explained Irfan. In accordance with the policy of the government of Saudi Arabia, the temporary delay in transporting the Umrah pilgrims and holders of tourist visas has been imposed since Thursday (27/2) until the time to be determined further in accordance with the policies of the government of Saudi Arabia.

Anticipating Corona Impact, Garuda Indonesia Opens New International Route

“Garuda Indonesia will introduce a new route as a replacement for the closure of the route due to corona in the hope that with these routes we can maintain and not implicate the corona, especially routes to and from Denpasar,” said Garuda Indonesia Managing Director Irfan Setiাপutra on Thursday. (2/27/2020). The seven new routes, namely Denpasar-Mumbai, Denpasar-Delhi, Denpasar-Brisbane, Denpasar-Kuala Lumpur, Denpasar-Bangkok, Denpasar-Dili, and Denpasar-Taipei. According to Irfan, the move was taken in response to the company’s response to the ailing flagging industry. “Of course we do not expect that this traveling sentiment will increase and result in the entire industry being impacted. For us, we see this as a way to return to fundamentals to see traveling behavior,” said Irfan






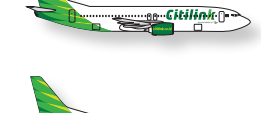


	●	Boeing 777-300ER	10
	●	Airbus A330-300	17
	●	Airbus A330-900neo	3
	●	Airbus A330-200	7

WIDE BODY 37

	●	Boeing 737 MAX 8	1
	●	Boeing 737-800NG	73
	●	Bombardier CRJ1000 NextGen	18
	●	ATR72-600	13

NARROW BODY 105

GARUDA INDONESIA 142

	●	Airbus A320-200	42
	●	Airbus A320-200 Neo	10
	●	Airbus A330-900 Neo	2
	●	Boeing 737-300	5
	●	Boeing 737-500	3
	●	ATR72-600	7

CITILINK 69

GARUDA INDONESIA GROUP FLEETS 211



APPENDIX 1. MONTHLY OPERATING STATISTIC

INDICATOR	Feb 2019	Feb 2020	CHG.	YTD Feb 2019	YTD Feb 2020	CHG.
GARUDA INDONESIA GROUP						
Passanger Carried*	2,477,238.00	2,005,057.00	-19.06%	5,150,083.00	4,534,489.00	-11.95%
ASK (000)	4,778,654.51	3,931,303.41	-17.73%	10,164,372.91	8,964,584.87	-11.80%
RPK (000)	3,516,547.50	2,530,384.73	-28.04%	7,384,456.88	6,068,339.67	-17.82%
SLF (%)	73.59	64.37	-9.22 pp	72.65	67.69	-4.96 pp
Aircraft Utilization**	07:53	06:11	-01:42	07:59	06:35	-01:24
Frequencies	17,803.00	16,426.00	-7.73%	38,150.00	35,960.00	-5.74%
OTP**	91.90	92.80	0.90 pp	91.40	92.10	0.70 pp
Fuel Burn (Liter)	154,507,636.86	126,286,031.66	-18.27%	329,057,221.14	290,281,617.42	-11.78%
Block Hours	39,849.92	35,436.15	-11.08%	85,656.17	79,064.24	-7.70%
Cargo Carried (Ton)	27,003.31	21,785.52	-19.32%	59,346.20	47,093.34	-20.65%
CLF (%)	48.09	51.40	3.31 pp	47.96	49.60	1.64 pp
Passanger Yield (USc)	7.47	7.67	2.68%	7.37	7.53	2.17%
CASK (USc)	6.20	6.87	10.81%	6.03	6.58	9.19%
CASK-Excl Fuel (USc)	4.38	4.96	13.24%	4.17	4.68	12.43%
Fuel Price (USc/Liter)	56.46	59.17	4.80%	57.57	58.69	1.93%
Cargo Yield (USc)	42.88	43.73	1.98%	43.16	43.76	1.40%

Notes:

* Number of passenger carried is calculated on the basis of origin/destination, regardless of the number of stage lengths undertaken.

** All figures are for Garuda Indonesia and Citilink, except for aircraft utilization and on time performance are for mainbrand only.

GARUDA INDONESIA (DOMESTIC)

Passanger Carried	1,165,854.00	980,884.00	-15.87%	2,284,519.00	2,073,323.00	-9.24%
ASK (000)	1,352,786.04	1,276,130.62	-5.67%	2,778,383.40	2,713,852.79	-2.32%
RPK (000)	1,046,774.50	879,034.29	-16.02%	2,025,267.32	1,869,465.61	-7.69%
SLF (%)	77.38	68.88	-8.50 pp	72.89	68.89	-4.01 pp
Passanger Yield (USc)	10.39	10.67	2.69%	10.32	10.40	0.72%
Cargo Carried (Ton)	14,177.11	11,254.27	-20.62%	30,643.33	24,829.71	-18.97%
CASK (USc)	8.35	8.88	6.35%	8.13	8.62	6.05%
CASK-Excl Fuel (USc)	6.21	6.70	7.89%	5.94	6.44	8.50%
Cargo Yield (USc)	87.48	96.85	10.71%	85.74	92.87	8.32%

GARUDA INDONESIA (INTERNATIONAL)

Passanger Carried	356,103.00	193,380.00	-45.70%	789,545.00	556,868.00	-29.47%
ASK (000)	2,431,211.31	1,610,188.95	-33.77%	5,209,714.13	3,960,642.40	-23.98%
RPK (000)	1,684,259.57	980,557.41	-41.78%	3,647,171.97	2,640,472.87	-27.60%
SLF (%)	69.28	60.90	-8.38 pp	70.01	66.67	-3.34 pp
Passanger Yield (USc)	5.81	5.83	0.34%	5.83	6.03	3.35%
Cargo Carried (Ton)	7,551.35	5,948.63	-21.22%	16,386.19	12,358.29	-24.58%
CASK (USc)	5.36	6.28	17.16%	5.25	5.91	12.71%
CASK-Excl Fuel (USc)	3.67	4.50	22.62%	3.51	4.13	17.66%
Cargo Yield (USc)	15.41	11.35	-26.35%	15.89	11.35	-28.56%

INDICATOR	Feb 2019	Feb 2020	CHG.	YTD Feb 2019	YTD Feb 2020	CHG.
GARUDA INDONESIA MAIN BRAND						
Passanger Carried	1,521,957.00	1,174,264.00	-22.85%	3,074,064.00	2,630,191.00	-14.44%
ASK (000)	3,783,997.35	2,886,319.57	-23.72%	7,988,097.53	6,674,495.18	-16.44%
RPK (000)	2,731,034.07	1,859,591.69	-31.91%	5,672,439.30	4,509,938.48	-20.49%
SLF (%)	72.17	64.43	-7.74 pp	71.01	67.57	-3.44 pp
Passanger Yield (USc)	7.56	8.12	7.41%	7.43	7.84	5.43%
Cargo Carried (Ton)	21,728.46	17,202.90	-20.83%	47,029.52	37,188.00	-20.93%
CASK (USc)	6.43	7.43	15.55%	6.25	7.01	12.25%
CASK-Excl Fuel (USc)	4.58	5.47	19.43%	4.36	5.07	16.43%
Cargo Yield (USc)	37.07	36.82	-0.67%	37.14	36.66	-1.28%
CITILINK						
Passanger Carried	955,281.00	830,793.00	-13.03%	2,076,019.00	1,904,298.00	-8.27%
ASK (000)	994,657.16	1,044,983.84	5.06%	2,176,275.38	2,290,089.69	5.23%
RPK (000)	785,513.43	670,793.04	-14.60%	1,712,017.59	1,558,401.19	-8.97%
SLF (%)	78.97	64.19	-14.78 pp	78.67	68.05	-10.62 pp
Passanger Yield (USc)	7.16	6.43	-10.20%	7.14	6.62	-7.24%
Cargo Carried (Ton)	5,274.85	4,582.63	-13.12%	12,316.68	9,905.34	-19.58%
CASK (USc)	5.35	5.32	-0.56%	5.23	5.33	2.00%
CASK-Excl Fuel (USc)	3.62	3.56	-1.66%	3.46	3.55	2.45%
Cargo Yield (USc)	109.24	113.55	3.95%	105.48	114.10	8.17%

