

Inner Features

JULY 2021

MONTHLY OPERATIONAL INDICATOR

| | JULY 2020 | YOY | JUNE 2021 | MOM | JULY 2021 | YTD JULY 2020 | YTD JULY 2021 | YOY |
|-------------------------------|---------------|----------|---------------|-----------|----------------------|----------------|-----------------------|-----------|
| | A | C/A | B | C/B | C | D | E | E/D |
| GARUDA INDONESIA GROUP | | | | | | | | |
| Passenger Carried* | 368,167.00 | 34.24% | 1,200,500.00 | -58.83% | 494,221.00 | 6,895,866.00 | 6,374,490.00 | -7.56% |
| Cargo Carried (Ton) | 14,580.36 | 58.43% | 23,024.16 | 0.33% | 23,099.55 | 125,295.53 | 175,399.92 | 39.99% |
| ASK (000) | 1,268,630.05 | 29.12% | 2,329,885.04 | -29.69% | 1,638,081.74 | 16,302,660.54 | 16,599,391.35 | 1.82% |
| RPK (000) | 381,056.78 | 33.30% | 1,181,287.86 | -57.00% | 507,943.59 | 8,721,151.59 | 6,251,615.48 | -28.32% |
| SLF (%) | 30.04 | 0.97 pp | 50.70 | -19.69 pp | 31.01 | 53.50 | 37.66 | -15.83 pp |
| ATK Cargo (000) | 39,530.55 | 63.83% | 77,666.33 | -16.61% | 64,762.68 | 507,133.35 | 593,571.96 | 17.04% |
| RTK Cargo (000) | 24,697.39 | 84.63% | 43,596.65 | 4.59% | 45,599.07 | 250,107.30 | 359,177.34 | 43.61% |
| CLF Cargo (%) | 62.48 | 7.93 pp | 56.13 | 14.28 pp | 70.41 | 49.32 | 60.51 | 11.19 pp |
| Aircraft Utilization** | 04:19 | -01:07 | 05:30 | -02:18 | 03:12 | 04:32 | 04:28 | -00:04 |
| Frequencies | 6,736.00 | 9.86% | 11,729.00 | -36.91% | 7,400.00 | 71,957.00 | 78,144.00 | 8.60% |
| OTP** | 95.70 | -1.60 pp | 94.20 | -0.10 pp | 94.10 | 94.00 | 94.60 | 0.60 pp |
| Fuel Burn (Liter) | 38,448,699.19 | 25.95% | 71,525,589.84 | -32.29% | 48,427,539.48 | 514,344,776.28 | 501,708,132.17 | -17.07% |
| Block Hours | 12,588.02 | 19.22% | 22,986.36 | -34.71% | 15,007.49 | 149,071.55 | 157,149.62 | 5.42% |
| Passenger Yield (USc) | 7.08 | -20.90% | 6.12 | -8.44% | 5.60 | 7.32 | 6.07 | -17.07% |
| Cargo Yield (USc) | 74.70 | -25.72% | 59.14 | -6.17% | 55.49 | 52.53 | 56.61 | 7.76% |
| CASK (USc) | 7.16 | -2.86% | 5.91 | 17.83% | 6.96 | 7.12 | 5.88 | -38.04% |
| CASK-Excl Fuel (USc) | 6.13 | -13.00% | 4.28 | 24.42% | 5.33 | 5.43 | 4.41 | -18.73% |
| Fuel Price (USc/Liter) | 34.21 | 61.03% | 52.82 | 4.28% | 55.08 | 53.64 | 48.51 | -9.57% |

* Number of passenger carried is calculated on the basis of origin/destination, regardless of the number of stage lengths undertaken.

** All figures are for Garuda Indonesia and Citilink scheduled flights, except for aircraft utilization and on time performance are for mainbrand only.

JULY 2021: The Number Of Passenger Decreased During Emergency Public Activity Restrictions (PPKM Darurat), On The Contrary Number of International Cargo Carried Had Increased

Garuda Indonesia Group (The Group) served 494.22K passengers and carried 23.10K ton of cargo in July 2021. Number of passengers decreased by 58.83% MoM and it reached 16.83% number of passengers pre COVID-19. Meanwhile, the number of carried cargo slightly increased 0.33% MoM and it reached 80.23% number of cargo pre COVID-19.

Number of passengers decreased significantly in domestic route by 72.28% compare to last month and it reached 7.10% number of domestic passengers pre COVID-19. Aligning to PPKM Darurat, The Group decreased the capacity of Available Seat Kilometers (ASK) for domestic route to 402.4K or decreased by 48.61% from previous month and it reached 25.95% pre COVID-19. Garuda Indonesia supports the government policy during PPKM Darurat that was implemented from July 3rd to 20th 2021.

In addition, The Group optimized international carried cargo during PPKM Darurat, The Group's Available Ton Kilometers (ATK) capacity for international cargo increased by 10.51% MoM, or increased by 154.10% YoY and it reached 29.32% pre COVID-19. With this ATK capacity, International cargo had carried 7.38K ton of cargo, increased 12.75% compare to last month, or increased 164.46% YoY and reached 92.08% pre COVID-19.

SUMMARY : GARUDA INDONESIA GROUP

Passenger reached 16.83% Pre COVID-19

Cargo carried reached 80.23% Pre COVID-19

Capacity (ASK) reached 36.19% Pre COVID-19

Capacity (ATK) reached 38.25% Pre COVID-19

*Based on July 2019

| | JULY 2020 | YOY | JUNE 2021 | MOM | JULY 2021 | YTD JULY 2020 | YTD JULY 2021 | YOY |
|----------------------------------|------------|---------|------------|-----------|-------------------|---------------|---------------------|-----------|
| GARUDA INDONESIA DOMESTIC | | | | | | | | |
| Passenger Carried* | 110,432.00 | -5.96% | 374,678.00 | -72.28% | 103,852.00 | 2,924,603.00 | 1,957,492.00 | -33.07% |
| Cargo Carried (Ton) | 6,961.41 | 7.88% | 9,641.53 | -22.11% | 7,509.66 | 63,385.34 | 71,176.37 | 12.29% |
| ASK (000) | 455,739.82 | -11.70% | 783,066.81 | -48.61% | 402,403.15 | 5,140,938.29 | 5,620,014.21 | 9.32% |
| RPK (000) | 123,541.61 | -10.67% | 401,676.57 | -72.53% | 110,357.89 | 2,669,787.39 | 2,077,066.55 | -22.20% |
| SLF (%) | 27.11 | 0.32 pp | 51.30 | -23.87 pp | 27.42 | 51.93 | 36.96 | -14.97 pp |
| ATK Cargo (000) | 11,954.09 | -4.99% | 19,264.82 | -41.05% | 11,357.18 | 115,942.77 | 138,592.40 | 19.54% |
| RTK Cargo (000) | 8,607.83 | 6.49% | 11,701.00 | -21.66% | 9,166.42 | 74,771.40 | 84,272.19 | 12.71% |
| CLF Cargo (%) | 72.01 | 8.70 pp | 60.74 | 19.97 pp | 80.71 | 64.49 | 60.81 | -3.68 pp |
| Passenger Yield (USc) | 10.31 | -3.15% | 9.61 | 3.96% | 9.99 | 10.24 | 9.66 | -5.72% |
| Cargo Yield (USc) | 104.73 | -24.99% | 86.93 | -9.63% | 78.56 | 94.19 | 90.12 | -4.32% |
| CASK (USc) | 9.72 | 23.55% | 8.21 | 46.28% | 12.01 | 9.67 | 8.16 | -15.59% |
| CASK-Excl Fuel (USc) | 8.52 | 18.07% | 6.35 | 58.36% | 10.06 | 7.65 | 6.51 | -14.94% |

| | JULY 2020 | YOY | JUNE 2021 | MOM | JULY 2021 | YTD JULY 2020 | YTD JULY 2021 | YOY |
|---------------------------------------|------------|-----------|------------|---------|-------------------|---------------|---------------------|-----------|
| GARUDA INDONESIA INTERNATIONAL | | | | | | | | |
| Passenger Carried* | 14,244.00 | -47.73% | 7,896.00 | -5.70% | 7,446.00 | 711,458.00 | 64,281.00 | -90.96% |
| Cargo Carried (Ton) | 2,792.77 | 164.46% | 6,550.80 | 12.75% | 7,385.87 | 29,243.36 | 55,767.63 | 90.70% |
| ASK (000) | 209,278.00 | 73.07% | 347,287.96 | 4.30% | 362,207.24 | 5,957,480.00 | 3,356,396.50 | -43.66% |
| RPK (000) | 60,668.28 | -43.94% | 32,126.89 | 5.86% | 34,011.03 | 3,371,406.97 | 265,820.47 | -92.12% |
| SLF (%) | 28.99 | -19.60 pp | 9.25 | 0.14 pp | 9.39 | 56.59 | 7.92 | -48.67 pp |
| ATK Cargo (000) | 12,534.46 | 154.10% | 28,821.29 | 10.51% | 31,849.57 | 262,336.09 | 267,438.82 | 1.95% |
| RTK Cargo (000) | 11,604.08 | 144.19% | 25,137.37 | 12.72% | 28,335.52 | 143,603.85 | 226,347.97 | 57.62% |
| CLF Cargo (%) | 92.58 | -3.61 pp | 87.22 | 1.75 pp | 88.97 | 54.74 | 84.64 | 29.90 pp |
| Passenger Yield (USc) | 7.59 | 15.77% | 9.54 | -7.91% | 8.79 | 6.07 | 9.26 | 52.55% |
| Cargo Yield (USc) | 41.29 | -10.07% | 37.36 | -0.61% | 37.13 | 19.05 | 36.09 | 89.41% |
| CASK (USc) | 8.77 | -22.21% | 6.22 | 9.70% | 6.82 | 6.67 | 5.71 | -14.41% |
| CASK-Excl Fuel (USc) | 7.80 | -33.17% | 4.68 | 11.30% | 5.21 | 4.98 | 4.32 | -13.33% |

| | JULY 2020 | YOY | JUNE 2021 | MOM | JULY 2021 | YTD JULY 2020 | YTD JULY 2021 | YOY |
|------------------------------------|------------|----------|--------------|-----------|-------------------|---------------|---------------------|-----------|
| GARUDA INDONESIA MAIN BRAND | | | | | | | | |
| Passenger Carried* | 124,676.00 | -10.73% | 382,574.00 | -70.91% | 111,298.00 | 3,636,061.00 | 2,021,773.00 | -44.40% |
| Cargo Carried (Ton) | 9,754.18 | 52.71% | 16,192.33 | -8.01% | 14,895.53 | 92,628.70 | 126,944.01 | 37.05% |
| ASK (000) | 665,017.82 | 14.98% | 1,130,354.78 | -32.36% | 764,610.39 | 11,098,418.29 | 8,976,410.71 | -19.12% |
| RPK (000) | 184,209.88 | -21.63% | 433,803.46 | -66.72% | 144,368.92 | 6,041,194.36 | 2,342,887.03 | -61.22% |
| SLF (%) | 27.70 | -8.82 pp | 38.38 | -19.50 pp | 18.88 | 54.43 | 26.10 | -28.33 pp |
| ATK Cargo (000) | 24,488.55 | 76.44% | 48,086.11 | -10.15% | 43,206.75 | 378,278.86 | 406,031.22 | 7.34% |
| RTK Cargo (000) | 20,211.91 | 85.54% | 36,838.36 | 1.80% | 37,501.95 | 218,375.25 | 310,620.16 | 42.24% |
| CLF Cargo (%) | 82.54 | 4.26 pp | 76.61 | 10.19 pp | 86.80 | 57.73 | 76.50 | 18.77 pp |
| Passenger Yield (USc) | 9.41 | 3.07% | 9.60 | 1.07% | 9.70 | 7.92 | 9.61 | 21.44% |
| Cargo Yield (USc) | 68.31 | -30.82% | 53.10 | -11.01% | 47.26 | 44.78 | 50.75 | 13.33% |
| CASK (USc) | 9.42 | 1.39% | 7.60 | 25.71% | 9.55 | 8.06 | 7.25 | -10.11% |
| CASK-Excl Fuel (USc) | 8.30 | -6.39% | 5.84 | 32.94% | 7.77 | 6.22 | 5.69 | -8.51% |

| | JULY 2020 | YOY | JUNE 2021 | MOM | JULY 2021 | YTD JULY 2020 | YTD JULY 2021 | YOY |
|-----------------------|------------|---------|------------|-----------|-------------------|---------------|---------------------|----------|
| CITILINK | | | | | | | | |
| Passenger Carried* | 243,491.00 | 57.26% | 817,926.00 | -53.18% | 382,923.00 | 3,259,805.00 | 4,352,717.00 | 33.53% |
| Cargo Carried (Ton) | 4,826.18 | 69.99% | 6,831.82 | 20.09% | 8,204.02 | 32,666.83 | 48,455.91 | 48.33% |
| ASK (000) | 603.61 | 44.71% | 1,199.53 | -27.18% | 873.47 | 5,204,242.25 | 7,622,980.64 | 46.48% |
| RPK (000) | 196,846.90 | 84.70% | 747,484.40 | -51.36% | 363,574.67 | 2,679,957.23 | 3,908,728.45 | 45.85% |
| SLF (%) | 32.61 | 9.01 pp | 62.31 | -20.69 pp | 41.62 | 51.50 | 51.28 | -0.22 pp |
| ATK Cargo (000) | 15,042.00 | 43.30% | 29,580.23 | -27.13% | 21,555.93 | 128,854.49 | 187,540.74 | 45.54% |
| RTK Cargo (000) | 4,485.48 | 80.52% | 6,758.29 | 19.81% | 8,097.12 | 31,732.05 | 48,557.17 | 53.02% |
| CLF Cargo (%) | 29.82 | 7.74 pp | 22.85 | 14.72 pp | 37.56 | 24.63 | 25.89 | 1.27 pp |
| Passenger Yield (USc) | 4.90 | -18.88% | 4.10 | -3.03% | 3.97 | 5.99 | 3.95 | -34.02% |
| Cargo Yield (USc) | 103.50 | -9.54% | 92.06 | 1.71% | 93.63 | 105.91 | 94.14 | -11.11% |
| CASK (USc) | 4.67 | 0.29% | 4.31 | 8.77% | 4.69 | 5.12 | 4.27 | -16.65% |
| CASK-Excl Fuel (USc) | 3.74 | -14.41% | 2.82 | 13.56% | 3.20 | 3.75 | 2.91 | -22.41% |

* Number of passenger carried is calculated on the basis of origin/destination, regardless of the number of stage lengths undertaken.

** All figures are for Garuda Indonesia and Citilink scheduled flights, except for aircraft utilization and on time performance are for mainbrand only.

NEWS

GARUDA INDONESIA TO TRIAL IATA TRAVEL PASS TO PROVIDE EASE FOR INTERNATIONAL FLIGHT PASSENGERS

Jakarta - August 27th 2021 – National flag carrier Garuda Indonesia will trial the implementation of the International Air Transport Association (IATA) Travel Pass, an app to authenticate travel health credentials required for international travels as borders reopen. The IATA Travel Pass trial will commence from August 30 to September 13, 2021. In the initial phase, IATA Travel Pass will be offered to Garuda Indonesia passengers on the return flights of GA874/GA875 between Jakarta and Haneda. With the trial, Garuda Indonesia will become the first Indonesian airline to trial IATA Travel Pass mobile app to its passengers, to help them manage their COVID-19 digital health credentials in line with government requirements seamlessly, particularly for those who will embark on international flights.














IATA Travel Pass is a digital app that enables its users to save and manage COVID-19 tests and vaccination certificates easily and securely. Through the IATA Travel Pass, Garuda Indonesia passengers can easily obtain information on the COVID-19 requirements of the destination, as well as the locations of accredited laboratories that provide COVID-19 tests. Furthermore, the app will also enable passengers to create a “digital passport” to manage these required travel documents.

Garuda Indonesia is proud to be the first in Indonesia to be entrusted to trial the IATA Travel Pass. The trial holds a significant meaning in preparing the airlines and the aviation industry at large, as countries all over the world gradually ease their border restrictions. Moreover, the IATA Travel Pass trial is also part of Garuda Indonesia’s efforts to remain adaptive amid the challenging times, including by optimizing the airline’s digital service. Garuda Indonesia understand that the new normal era has changed the travel pattern of international travelers. The trial of IATA Travel Pass is our effort to provide added value for our passengers by providing ease, safety, and comfort in international travels through a more seamless service, particularly during the adjustment period for the new normal. The collaboration with IATA is not only a form of Garuda Indonesia’s support towards national economic recovery, but also extends to the global aviation industry, through various innovations and collaborations with multiple partners, including IATA--as the international air transport association--to resume the connectivity between countries. Garuda Indonesia hope that the trial of the digital app will not only provide ease for the passengers, but at the same time also provides certainty for the countries of destination regarding the validity of the required health credentials as mandated by local authorities.

Passengers can easily download the IATA Travel Pass app directly to their mobile devices through iOS and Google Play Store. After the download, passengers may then create an account within the app by filling in personal information digitally, including their photo and passport. Passengers will also be able to obtain comprehensive information on the COVID-19 requirements for their flight destination, by filling in the information regarding their travel plan within the IATA Travel Pass. Furthermore, IATA Travel Pass users will also have a full control over their personal information as it will be stored locally in their mobile devices, not in a central database.

Source : <https://www.garuda-indonesia.com/id/en/news-and-events/hadirkan-kemudahan-pengelolaan-dokumen-perjalanan-udara-internasional-garuda-indonesia-lakukan-uji-coba-penerapan-iata-travel-pass>

FLEET STRUCTURE

| | | |
|---|----------------------|---------|
|  | Boeing 777-300ER | 10 |
|  | Airbus A330-900 Neo | 03 |
|  | Airbus A330-300 | 17* |
|  | Airbus A330-200 | 07** |
| WIDE BODY 37 | | |
|  | Boeing 737 Max 8 | 01 |
|  | Boeing 737-800NG | 66*** |
|  | Bombardier CRJ1000NG | 18 |
|  | ATR 72-600 | 13 |
| NARROW BODY 98 | | |
| GARUDA INDONESIA 135 | | |
|  | Airbus A330-900 Neo | 02 |
| WIDE BODY 02 | | |
|  | Airbus A320-200 Neo | 10 |
|  | Airbus A320-200 | 41**** |
|  | Boeing 737-300/500 | 08***** |
|  | ATR 72-600 | 07 |

* 2 freighters

** 1 fleet is grounded

*** 27 fleets are grounded

8 fleets are processed for early termination

2 fleets are already terminated

**** 5 fleets are grounded

*****1 freighter

NARROW BODY 66

CITILINK 68

GARUDA INDONESIA GROUP 203

IMPORTANT DISCLAIMER

This document has been prepared by Company for capital market community purposes. The Company has prepared this document based on information available to it that have not been independently verified. No representation or warranty, expressed or implied, is provided in relation to the fairness, accuracy, correctness, completeness or reliability of the information, opinions or conclusions expressed herein. The information included in this document is preliminary, unaudited and subject to revision upon completion of the Company's closing and audit process.

In addition, This document is not, and nothing in it should be construed as, an offer, invitation or recommendation in respect of the Company's credit facilities or any of the Company's securities. This document is not, and nothing in it should be construed as, an offer, invitation or recommendation in respect of the Company's credit facilities or any of the Company's securities. This document is not intended to be relied upon as advice to investors or potential investors and does not take into account the investment objectives, financial situation or needs of any investor.

All forward looking statements attributable to the Company apply only as of the date of this document. The Company undertakes no obligation to update or revise forward looking statements to reflect events or circumstances that arise after the date made or to reflect the occurrence of unanticipated events.