

Inner Features



JANUARY 2022

JANUARY 2022: ENTERING LOW SEASON — RECOVERY OF AIR TRAVELERS HAS SLOWED DOWN

Entering 2022, Garuda Indonesia Group (The Group) carried 963K passengers, or an increase of 12.01% of passengers compared to the same month in the previous year and reached the level of 38.07% Pre Covid 19, or a decrease of 20.79% from 1.21 million compared to the peak season holiday in December 2021, In Addition, Domestic air travelers in January increased by 16.48% compared to the same period a year ago, but compared to December 2021, it fell by 24.06%, In terms of International Passenger, it increased by 16.88% during December 2021 and January 2022, despite the shock of the omicron variant, the recovery of air travelers continued at the beginning of the year.

From Financial Perspective, passengers yield increased by 15.16% YoY to be Usc 6.99, meanwhile, cargo yield decreased 0.43% YoY, Fuel price increased by 57.87% YoY compared to the same period last year and increased 3.55% compared last month to be Usc 67.11, however, the fuel burn decreased by 34.54% YoY due to aircraft and route optimization carried out in January 2022, the unit cost of CASK and CASK ex Fuel are consecutively decreased by 4.94% and 8.55% compared last month, reduction of CASK ex Fuel come from the implementation of PBH (Power by The Hour) scheme for aircraft rentals, and optimizing aircraft rental costs.

SUMMARY : GARUDA INDONESIA GROUP

Passenger Reached 36.03% Pre-COVID 19

Capacity (ASK) Reached 32.02% Pre-COVID 19

Cargo Carried Reached 59.88% Pre-COVID 19

Capacity (ATK) Reached 38.67% Pre-Covid 19

*Based on January 2019

MONTHLY OPERATIONAL INDICATOR

	JAN 2021	YOY	DEC 2021	MOM	JAN 2022	YTD JAN 2021	YTD JAN 2022	YTD
	A	C/A	B	C/B	C	D	E	E/D
GARUDA INDONESIA GROUP								
Passenger Carried*	859.778,00	12,01%	1.215.868,00	-20,79%	963.075,00	859.778,00	963.075,00	12,01%
Cargo Carried (Ton)	24.886,99	-22,19%	21.181,08	-8,57%	19.365,41	24.886,99	19.365,41	-22,19%
ASK (000)	2.796.171,00	-38,32%	1.951.000,00	-11,60%	1.724.728,00	2.796.171,00	1.724.728,00	-38,32%
RPK (000)	844.300,00	14,74%	1.229.489,00	-21,21%	968.735,00	844.300,00	968.735,00	14,74%
SLF (%)	30,19	25,98 pp	63,02	-6,85 pp	56,17	30,19	56,17	25,98 pp
ATK Cargo (000)	85.646,00	-23,74%	70.893,00	-7,87%	65.314,00	85.646,00	65.314,00	-23,74%
RTK Cargo (000)	49.822,00	-21,21%	42.365,00	-7,34%	39.255,00	49.822,00	39.255,00	-21,21%
CLF Cargo (%)	58,17	1,93 pp	59,76	0,34 pp	60,10	58,17	60,10	1,93 pp
Aircraft Utilization**	03:38	01:43	06:01	-00:40	05:21	03:38	05:21	01:43
Frequencies	13.824,00	-43,50%	9.090,00	-14,08%	7.810,00	13.824,00	7.810,00	-43,50%
OTP**	96,20	-0,90 pp	85,70	9,60 pp	95,30	96,20	95,30	-0,90 pp
Fuel Burn (Liter)	83.638.703,00	-34,54%	62.697.935,00	-12,68%	54.747.902,00	83.638.703,00	54.747.902,00	-34,54%
Block Hours	27.138,00	-40,88%	18.614,00	-13,81%	16.043,00	27.138,00	16.043,00	-40,88%
Passenger Yield (Usc)	6,07	15,16%	7,55	-7,42%	6,99	6,07	6,99	15,16%
Cargo Yield (usc)	60,39	-0,43%	61,72	-2,58%	60,13	60,39	60,13	-0,43%
CASK (Usc)	5,50	9,06%	6,31	-4,94%	6,00	5,50	6,00	9,06%
CASK-Excl Fuel (Usc)	4,23	-8,55%	4,23	-8,55%	3,87	4,23	3,87	-8,55%
Fuel Price (Usc/Liter)	42,51	57,87%	64,81	3,55%	67,11	42,51	67,11	57,87%

Notes:

* Number of passenger carried is calculated on the basis of origin/destination, regardless of the number of stage lengths undertaken.

** All figures are for Garuda Indonesia and Citilink scheduled flights, except for aircraft utilization and on time performance are for main brand only.






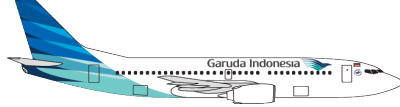









	JAN 2021	YOY	DEC 2021	MOM	JAN 2022	YTD JAN 2021	YTD JAN 2022	YTD
GARUDA INDONESIA DOMESTIC								
Passenger Carried*	266.105,00	16,48%	408.146,00	-24,06%	309.950,00	266.105,00	309.950,00	16,48%
Cargo Carried (Ton)	10.203,41	-27,30%	8.447.932,00	-99,91%	7.417,86	10.203,41	7.417,86	-27,30%
ASK (000)	1.002.818,00	-49,55%	573.605,00	-11,80%	505.900,00	1.002.818,00	505.900,00	-49,55%
RPK (000)	271.521,00	16,72%	432.504,00	-26,73%	316.908,00	271.521,00	316.908,00	16,72%
SLF (%)	27,08	35,56 pp	75,40	-12,76 pp	62,64	27,08	62,64	35,56 pp
ATK Cargo (000)	21.615,00	-36,69%	15.760,00	-13,17%	13.685,00	21.615,00	13.685,00	-36,69%
RTK Cargo (000)	11.337,00	-20,90%	10.096,00	-11,17%	8.968,00	11.337,00	8.968,00	-20,90%
CLF Cargo (%)	52,45	13,08 pp	64,06	1,47 pp	65,53	52,45	65,53	13,08 pp
Passenger Yield (Usc)	10,09	0,69%	10,55	-3,70%	10,16	10,09	10,16	0,69%
Cargo Yield (usc)	102,36	-16,86%	82,08	3,68%	85,10	102,36	85,10	-16,86%
CASK (Usc)	7,67	15,87%	9,53	-6,74%	8,89	7,67	8,89	15,87%
CASK-Excl Fuel (Usc)	6,23	6,24%	7,19	-7,94%	6,62	6,23	6,62	6,24%
	JAN 2021	YOY	DEC 2021	MOM	JAN 2022	YTD JAN 2021	YTD JAN 2022	YTD
GARUDA INDONESIA INTERNATIONAL								
Passenger Carried*	11.401,00	16,88%	13.269,00	0,43%	13.326,00	11.401,00	13.326,00	16,88%
Cargo Carried (Ton)	7.870,55	-12,46%	7.239,83	-4,83%	6.890,12	7.870,55	6.890,12	-12,46%
ASK (000)	496.237,00	-28,32%	334.909,00	6,21%	355.702,00	496.237,00	355.702,00	-28,32%
RPK (000)	50.315,00	18,66%	42.815,00	39,44%	59.702,00	50.315,00	59.702,00	18,66%
SLF (%)	10,14	6,64 pp	12,78	4,00 pp	16,78	10,14	16,78	6,64 pp
ATK Cargo (000)	32.317,00	-6,68%	29.253,00	3,10%	30.159,00	32.317,00	30.159,00	-6,68%
RTK Cargo (000)	31.725,00	-21,03%	26.567,00	-5,70%	25.053,00	31.725,00	25.053,00	-21,03%
CLF Cargo (%)	98,17	-15,10 pp	90,82	-7,75 pp	83,07	98,17	83,07	-15,10 pp
Passanger Yield (Usc)	8,94	-17,23%	9,92	-25,40%	7,40	8,94	7,40	-17,23%
Cargo Yield (usc)	37,35	18,63%	46,41	-4,52%	44,31	37,35	44,31	18,63%
CASK (Usc)	5,89	0,24%	6,42	-8,04%	5,90	5,89	5,90	0,24%
CASK-Excl Fuel (Usc)	4,72	-16,11%	4,31	-8,13%	3,96	4,72	3,96	-16,11%
	JAN 2021	YOY	DEC 2021	MOM	JAN 2022	YTD JAN 2021	YTD JAN 2022	YTD
GARUDA INDONESIA MAIN BRAND								
Passenger Carried*	277.506,00	16,49%	421.415,00	-23,29%	323.276,00	277.506,00	323.276,00	16,49%
Cargo Carried (Ton)	18.073,95	-20,84%	15.687,76	-8,80%	14.307,98	18.073,95	14.307,98	-20,84%
ASK (000)	1.499.055,00	-42,52%	908.514,00	-5,16%	861.603,00	1.499.055,00	861.603,00	-42,52%
RPK (000)	321.836,00	17,02%	475.319,00	-20,77%	376.610,00	321.836,00	376.610,00	17,02%
SLF (%)	21,47	22,24 pp	52,32	-8,61 pp	43,71	21,47	43,71	22,24 pp
ATK Cargo (000)	53.932,00	-18,71%	45.013,00	-2,60%	43.844,00	53.932,00	43.844,00	-18,71%
RTK Cargo (000)	43.062,00	-21,00%	36.664,00	-7,21%	34.021,00	43.062,00	34.021,00	-21,00%
CLF Cargo (%)	79,84	-2,24 pp	81,45	-3,85 pp	77,60	79,84	77,60	-2,24 pp
Passenger Yield (Usc)	9,91	-1,92%	10,49	-7,34%	9,72	9,91	9,72	-1,92%
Cargo Yield (Usc)	54,47	1,08%	56,23	-2,08%	55,06	54,47	55,06	1,08%
CASK (Usc)	7,08	8,13%	8,39	-8,75%	7,66	7,08	7,66	8,13%
CASK-Excl Fuel (Usc)	5,73	-3,65%	6,13	-9,94%	5,52	5,73	5,52	-3,65%
	JAN 2021	YOY	DEC 2021	MOM	JAN 2022	YTD JAN 2021	YTD JAN 2022	YTD
CITILINK								
Passenger Carried*	582.272,00	9,88%	794.453,00	-19,47%	639.799,00	582.272,00	639.799,00	9,88%
Cargo Carried (Ton)	6.813,04	-25,77%	5.493,32	-7,93%	5.057,43	6.813,04	5.057,43	-25,77%
ASK (000)	1.297.116,00	-33,46%	1.042.486,00	-17,21%	863.126,00	1.297.116,00	863.126,00	-33,46%
RPK (000)	522.465,00	13,33%	754.170,00	-21,49%	592.125,00	522.465,00	592.125,00	13,33%
SLF (%)	40,28	28,32 pp	72,34	-3,74 pp	68,60	40,28	68,60	28,32 pp
ATK Cargo (000)	31.714,00	-32,30%	25.881,00	-17,04%	21.470,00	31.714,00	21.470,00	-32,30%
RTK Cargo (000)	6.760,00	-22,57%	5.702,00	-8,21%	5.234,00	6.760,00	5.234,00	-22,57%
CLF Cargo (%)	21,32	3,06 pp	22,03	2,35 pp	24,38	21,32	24,38	3,06 pp
Passenger Yield (Usc)	3,71	41,51%	5,69	-7,73%	5,25	3,71	5,25	41,51%
Cargo Yield (usc)	98,10	-5,09%	96,99	-4,00%	93,11	98,10	93,11	-5,09%
CASK (Usc)	3,68	18,05%	4,50	-3,46%	4,34	3,68	4,34	18,05%
CASK-Excl Fuel (Usc)	2,50	-11,25%	2,57	-13,66%	2,22	2,50	2,22	-11,25%

Notes:
* Number of passenger carried is calculated on the basis of origin/destination, regardless of the number of stage lengths undertaken.
** All figures are for Garuda Indonesia and Citilink scheduled flight, except for aircraft utilization and on time performance are for mainbrand only.

FLEET OPERATED BY GROUP'S

The Group's manage fleet operations due to demand, implementation of community restriction activity and response to the COVID-19 Pandemic

	Boeing 777-300ER	05
	Airbus A330-900Neo	02
	Airbus A330-300	07
	Airbus A330-200	02
WIDE BODY		16
	Boeing 737 MAX 8	-
	Boeing 737-800NG	21
	Bombardier CRJ1000	-
	ATR72-600	04
NARROW BODY		25
TOTAL FLEET OPERATED BY GARUDA INDONESIA		41
	Airbus A330-900Neo	-
WIDE BODY		-
	Airbus A320-200 Neo	9
	Airbus A320-200	31
	ATR72-600	06
	Boeing 737-300/500	1
NARROW BODY		47
TOTAL FLEET OPERATED BY CITILINK		47
TOTAL FLEET OPERATED BY GARUDA INDONESIA GROUP		88

NEWS

SUPPORTING CENTRAL JAVA'S EXPORT GROWTH, GARUDA INDONESIA OPENS DIRECT CARGO ROUTES SEMARANG-SINGAPORE

Jakarta, 13 January 2022 - Garuda Indonesia inaugurated a direct flight service specifically for cargo Semarang - Singapore route, which is part of the Company's ongoing efforts to optimize its cargo business line, through the expansion of the international cargo flight network, which is also in line with Garuda's commitment to supporting the improvement of the competitiveness of national export commodities through a network of direct cargo shipments from the producer's origin area. Along with the increasing trend of air cargo demand which shows promising potential, Garuda Indonesia continues to strengthen the development of its cargo sector business line. Previously, Garuda Indonesia also optimized its cargo flight network to support the movement of national leading export commodities, including by opening special cargo flight routes for Surabaya - Makassar - Hong Kong, Denpasar - Hong Kong, and Manado - Narita.

Source:<https://www.garuda-indonesia.com/id/id/news-and-events/dorong-pertumbuhan-ekspor-jawa-tengah--garuda-indonesia-buka-rute>

GARUDA INDONESIA AND THE WALT DISNEY COMPANY PRESENT THE STORY, BRAND, AND CHARACTER OF DISNEY THROUGH A SPECIAL THEMATIC MERCHANDISE PROGRAM

Jakarta, 22 January 2022 – The national airline Garuda Indonesia is collaborating with The Walt Disney Company to bring Disney's iconic stories and characters closer to its customers in Indonesia. Garuda Indonesia passengers have the opportunity to get special merchandise from two of Disney's favorite brands, namely Marvel and Star Wars, as an additional service for the airline. To get special merchandise, customers can choose from several available methods, including exchanging miles points for GarudaMiles members, purchasing family tickets through the Garuda Indonesia Sales Office, and participating in online activation programs on Garuda Indonesia social media channels. Garuda Indonesia hopes to continue to expand cooperation opportunities with other well-known brands such as Disney, which can support Garuda Indonesia's commitment to providing unique and unforgettable flight services for service users, in line with Garuda Indonesia's mission to continue and understand the needs of passengers through various efforts that company made, and an added value to flight services #BecauseYouMatter

Source:<https://www.garuda-indonesia.com/id/id/news-and-events/garuda-indonesia-dan-the-walt-disney-company-hadirkan-kisah-brand-dan-karakter-disney-melalui-program-merchandise-tematik-spesial>



DISCLAIMER

This document has been prepared by Company for the capital market community purposes. The Company has prepared this document based on information available to it that has not been independently verified. No representation or warranty, expressed or implied, is provided in relation to the fairness, accuracy, correctness, completeness, or reliability of the information, opinions, or conclusions expressed herein. The information included in this document is preliminary, unaudited, and subject to revision upon completion of the Company's closing and audit process.

In addition, This document is not, and nothing in it should be construed as, an offer, invitation, or recommendation in respect of the Company's credit facilities or any of the Company's securities. This document is not, and nothing in it should be construed as, an offer, invitation, or recommendation in respect of the Company's credit facilities or any of the Company's securities. This document is not intended to be relied upon as advice to investors or potential investors and does not take into account the investment objectives, financial situation, or needs of any investor.

All forward-looking statements attributable to the Company apply only as of the date of this document. The Company undertakes no obligations to update or revise forward-looking statements to reflect events or circumstances that arise after the date made or to reflect the occurrence of unanticipated events