

Inner Features



MARCH 2022

MARCH 2022 : PASSENGERS TRAFFIC RECOVERY CONTINUES IN MARCH

Garuda Indonesia Group or the Group flew 1.10 million passengers in March 2022, an increase of 59.65% compared to the previous month even though the YoY increase was only 3.80%, but March volume was closest to the Pre-pandemic level, at 42.89%, this set up the group demand (RPK) increased by 59.85% MoM or touched the figure of 33.00% Pre Covid-19. March's strong growth compared to a year ago, is helping passenger demand catch up to 2019 levels, especially in domestic routes both Garuda and Citilink.

Meanwhile, the Russia-Ukraine conflict harmed aviation traffic, there was a significant spike in fuel prices by 72.32% to Usc 81.48 compared to the previous year or an increase of 13.67% compared to the previous month, this had an impact on CASK which rose by 12.38% YoY or 0.49%, MoM, on the other hand, CASK Ex Fuel YoY decreased by 13.66% or 9.87% MoM this is the result of optimizing the cost structure of aircraft rental expenses since the enactment of the PBH (Power by The Hour) where the payment for aircraft rental is based on the use of the aircraft and the rationalization of human resources applied by the company.

Garuda Indonesia Group

Passenger reached 42.89% Pre COVID-19
 Cargo carried reached 54.88% Pre COVID-19
 RPK reached 33.00% Pre COVID-19
 RTK cargo reached 49.88% Pre COVID-19

Garuda Indonesia International

Passenger reached 9.16% Pre COVID-19
 Cargo carried reached 63.95% Pre COVID-19
 RPK reached 10.40% Pre COVID-19
 RTK cargo reached 48.69% Pre COVID-19

Garuda Indonesia Domestic

Passenger reached 28.60% Pre COVID-19
 Cargo carried reached 40.90% Pre COVID-19
 RPK reached 34.20% Pre COVID-19
 RTK cargo reached 42.14% Pre COVID-19

Citilink

Passenger reached 72.49% Pre COVID-19
 Cargo carried reached 78.28% Pre COVID-19
 RPK reached 78.98% Pre COVID-19
 RTK cargo reached 86.84% Pre COVID-19

*Based on March 2019

MONTHLY OPERATIONAL INDICATOR

	MAR 2021	YOY	FEB 2022	MOM	MAR 2022	YTD MAR 2021	YTD MAR 2022	YTD
	A	C/A	B	C/B	C	D	E	E/D
GARUDA INDONESIA GROUP								
Passenger Carried*	1.062.523,00	3,80%	690.819,00	59,65%	1.102.925,00	2.766.472,00	2.756.819,00	-0,35%
Cargo Carried (Ton)	28.122,56	-39,04%	15.798,39	8,51%	17.143,38	77.313,29	52.307,18	-32,34%
ASK (000)	2.827.848,36	-38,48%	1.546.002,00	12,53%	1.739.679,69	8.111.384,00	5.010.410,00	-38,23%
RPK (000)	1.033.445,75	14,43%	739.823,00	59,85%	1.182.619,24	2.673.139,00	2.891.178,00	8,16%
SLF (%)	36,55	31,43 pp	47,85	20,13 pp	67,98	32,96	57,70	24,74 pp
ATK Cargo (000)	109.206,49	-41,20%	57.251,00	12,15%	64.209,00	281.585,00	186.774,00	-33,67%
RTK Cargo (000)	62.194,20	-42,84%	31.794,00	11,82%	35.552,00	162.814,00	106.601,00	-34,53%
CLF Cargo (%)	56,95	-1,58 pp	55,53	-0,16 pp	55,37	57,82	57,07	-0,75 pp
Aircraft Utilization**	06:58	-00:15	06:01	00:42	06:43	05:51	05:56	00:05
Frequencies	12.824,00	-41,29%	6.815,00	10,48%	7.529,00	38.417,00	22.154,00	-42,33%
OTP**	94,60	-11,10 pp	85,70	-2,20 pp	83,50	95,10	91,30	-3,80 pp
Fuel Burn (Liter)	84.802.391,00	-33,37%	48.211.207,00	17,21%	56.506.900,00	242.488.393,00	159.466.009,00	-34,24%
Block Hours	26.271,42	-40,63%	14.186,00	9,95%	15.596,84	76.962,00	45.826,00	-40,46%
Passenger Yield (Usc)	5,91	21,75%	6,35	13,39%	7,20	6,03	6,91	14,59%
Cargo Yield (usc)	54,43	14,34%	63,29	-1,66%	62,24	57,36	61,78	7,71%
CASK (Usc)	5,44	17,16%	6,08	4,77%	6,37	5,56	6,17	11,04%
CASK-Excl Fuel (Usc)	4,02	-7,35%	3,85	-3,29%	3,72	4,21	3,83	-8,98%
Fuel Price (Usc/Liter)	47,28	72,32%	71,68	13,67%	81,48	44,93	73,58	63,77%

Notes:
 * Number of passenger carried is calculated on the basis of origin/destination, regardless of the number of stage lengths undertaken.
 ** All figures are for Garuda Indonesia and Citilink scheduled flights, except for aircraft utilization and on time performance are for main brand only.






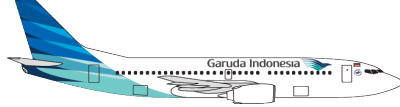









	MAR 2021	YOY	FEB 2022	MOM	MAR 2022	YTD MAR 2021	YTD MAR 2022	YTD
GARUDA INDONESIA DOMESTIC								
Passenger Carried*	330.979,00	2,90%	197.333,00	72,58%	340.561,00	841.047,00	847.844,00	0,81%
Cargo Carried (Ton)	11.395,63	-42,58%	6.234,95	4,95%	6.543,68	31.454,26	20.196,50	-35,79%
ASK (000)	941.995,00	-49,13%	388.260,00	23,43%	479.237,54	2.781.753,00	1.373.398,00	-50,63%
RPK (000)	358.370,14	0,74%	205.043,00	76,07%	361.013,18	886.431,00	882.964,00	-0,39%
SLF (%)	38,04	37,29 pp	52,81	22,52 pp	75,33	31,87	64,29	32,42 pp
ATK Cargo (000)	23.530,00	-46,42%	9.998,00	26,09%	12.606,97	63.634,00	36.289,00	-42,97%
RTK Cargo (000)	13.901,00	-44,53%	7.493,00	2,90%	7.710,41	36.196,00	24.171,00	-33,22%
CLF Cargo (%)	59,08	2,08 pp	74,95	-13,79 pp	61,16	56,88	66,61	9,73 pp
Passenger Yield (Usc)	9,41	8,84%	9,76	4,95%	10,24	9,77	10,10	3,38%
Cargo Yield (usc)	88,34	-2,80%	81,26	5,67%	85,86	98,01	84,15	-14,14%
CASK (Usc)	7,40	23,85%	8,61	6,40%	9,16	7,69	8,96	16,48%
CASK-Excl Fuel (Usc)	5,81	7,65%	6,20	0,86%	6,25	6,18	6,43	4,01%
	MAR 2021	YOY	FEB 2022	MOM	MAR 2022	YTD MAR 2021	YTD MAR 2022	YTD
GARUDA INDONESIA INTERNATIONAL								
Passenger Carried*	9.873,00	249,03%	19.176,00	79,70%	34.460,00	30.241,00	66.962,00	121,43%
Cargo Carried (Ton)	9.666,32	-38,63%	5.136,16	15,50%	5.932,19	25.343,48	17.958,47	-29,14%
ASK (000)	653.741,20	-26,41%	390.453,00	23,21%	481.093,06	1.666.828,00	1.227.249,00	-26,37%
RPK (000)	36.437,50	389,27%	103.411,00	72,40%	178.276,00	123.739,00	341.389,00	175,89%
SLF (%)	5,57	31,48 pp	26,48	10,58 pp	37,06	7,42	27,82	20,40 pp
ATK Cargo (000)	55.259,41	-41,72%	28.061,00	14,77%	32.207,00	128.047,00	90.427,00	-29,38%
RTK Cargo (000)	41.009,30	-43,47%	19.577,00	18,42%	23.183,00	105.866,00	67.814,00	-35,94%
CLF Cargo (%)	74,21	-2,23 pp	69,76	2,22 pp	71,98	82,68	74,99	-7,69 pp
Passanger Yield (Usc)	9,89	-34,64%	6,07	6,47%	6,46	9,31	6,51	-30,08%
Cargo Yield (usc)	35,71	35,88%	49,84	-2,65%	48,52	35,78	47,35	32,34%
CASK (Usc)	5,17	14,42%	5,47	8,07%	5,91	5,48	6,07	10,73%
CASK-Excl Fuel (Usc)	3,78	-7,24%	3,34	5,05%	3,51	4,20	3,89	-7,48%
	MAR 2021	YOY	FEB 2022	MOM	MAR 2022	YTD MAR 2021	YTD MAR 2022	YTD
GARUDA INDONESIA MAIN BRAND								
Passenger Carried*	340.852,00	10,02%	216.509,00	73,21%	375.021,00	871.288,00	914.806,00	4,99%
Cargo Carried (Ton)	21.061,95	-40,77%	11.371,11	9,72%	12.475,87	56.797,74	38.154,97	-32,82%
ASK (000)	1.595.736,00	-39,82%	778.714,00	23,32%	960.331,00	4.448.581,00	2.600.647,00	-41,54%
RPK (000)	394.808,00	36,60%	308.454,00	74,84%	539.289,00	1.010.170,00	1.224.353,00	21,20%
SLF (%)	24,74	31,42 pp	39,61	16,55 pp	56,16	22,71	47,08	24,37 pp
ATK Cargo (000)	78.789,00	-43,12%	38.059,00	17,75%	44.814,00	191.681,00	126.717,00	-33,89%
RTK Cargo (000)	54.910,00	-43,74%	27.070,00	14,13%	30.894,00	142.062,00	91.984,00	-35,25%
CLF Cargo (%)	69,69	-0,75 pp	71,13	-2,19 pp	68,94	74,11	72,59	-1,52 pp
Passenger Yield (Usc)	9,46	-4,97%	8,53	5,39%	8,99	9,72	9,10	-6,38%
Cargo Yield (Usc)	49,03	17,97%	58,54	-1,20%	57,84	51,63	57,02	10,44%
CASK (Usc)	6,48	4,32%	7,03	-3,84%	6,76	6,86	6,86	0,00%
CASK-Excl Fuel (Usc)	4,98	-17,47%	4,77	-13,84%	4,11	5,44	4,49	-17,46%
	MAR 2021	YOY	FEB 2022	MOM	MAR 2022	YTD MAR 2021	YTD MAR 2022	YTD
CITILINK								
Passenger Carried*	721.671,00	0,86%	474.310,00	53,47%	727.904,00	1.895.184,00	1.842.013,00	-2,81%
Cargo Carried (Ton)	7.060,61	-33,89%	4.427,28	5,43%	4.667,51	20.515.552,00	14.152,22	-99,93%
ASK (000)	1.232.113,00	-36,75%	767.289,00	1,57%	779.349,00	3.662.803,00	2.409.763,00	-34,21%
RPK (000)	638.638,00	0,73%	431.369,00	49,14%	643.330,00	1.662.969,00	1.666.825,00	0,23%
SLF (%)	51,83	30,72 pp	56,22	26,33 pp	82,55	45,40	69,17	23,77 pp
ATK Cargo (000)	30.417,00	-36,24%	19.192,00	1,06%	19.395,00	89.904,00	60.058,00	-33,20%
RTK Cargo (000)	7.284,00	-36,05%	4.725,00	-1,42%	4.658,00	20.752,00	14.617,00	-29,56%
CLF Cargo (%)	23,95	0,07 pp	24,62	-0,60 pp	24,02	23,08	24,34	1,26 pp
Passenger Yield (Usc)	3,72	53,23%	4,80	18,75%	5,70	3,79	5,31	40,11%
Cargo Yield (usc)	95,14	-3,92%	90,54	0,96%	91,41	96,55	91,74	-4,98%
CASK (Usc)	4,08	20,99%	5,12	-3,58%	4,94	3,97	4,64	16,92%
CASK-Excl Fuel (Usc)	2,78	-17,26%	2,91	-20,95%	2,30	2,73	2,33	-14,82%

Notes:
* Number of passenger carried is calculated on the basis of origin/destination, regardless of the number of stage lengths undertaken.
** All figures are for Garuda Indonesia and Citilink scheduled flight, except for aircraft utilization and on time performance are for mainbrand only.

FLEET OPERATED BY GROUP'S

The Group's manage fleet operations due to demand, implementation of community restriction activity and response to the COVID-19 Pandemic

	Boeing 777-300ER	05
	Airbus A330-900Neo	-
	Airbus A330-300	06
	Airbus A330-200	01
WIDE BODY		12
	Boeing 737 MAX 8	-
	Boeing 737-800NG	19
	Bombardier CRJ1000	-
	ATR72-600	01
NARROW BODY		20
TOTAL FLEET OPERATED BY GARUDA INDONESIA		32
	Airbus A330-900Neo	-
WIDE BODY		-
	Airbus A320-200 Neo	6
	Airbus A320-200	28
	ATR72-600	05
	Boeing 737-300/500	1
NARROW BODY		40
TOTAL FLEET OPERATED BY CITILINK		40
TOTAL FLEET OPERATED BY GARUDA INDONESIA GROUP		72

NEWS

GARUDA INDONESIA STARTS TO SERVE UMRAH FLIGHTS FROM SURABAYA

Surabaya, March 15, 2022 - The national airline Garuda Indonesia on Tuesday (15/3) again served Umrah flights for pilgrims from Indonesia who were in East Java and its surroundings in line with the reopening of Juanda International Airport for overseas travel, including Umrah flights, As for the inaugural Umrah flight from Surabaya, Garuda Indonesia carried at least 220 prospective Umrah pilgrims via direct flights without transiting the Surabaya - Medina route, This Umrah flight from Surabaya complements the Umrah flight service served through Soekarno-Hatta International Airport, which previously reopened in January.

Furthermore, the re-operation of Umrah flights from Surabaya is a form of Garuda Indonesia's commitment as a national flag carrier to always actively participate in bridging the needs of the community who in this case carry out worship trips to the Holy Land through the provision of safe and comfortable flight services, especially in the current era of new normalcy through direct flight connectivity from the area of origin of the prospective umrah pilgrims.

Source : <https://www.garuda-indonesia.com/id/id/news-and-events/garuda-indonesia-mulai-layani-penerbangan-umrah-dari-surabaya>

GARUDA INDONESIA OPERATES EVACUATION FLIGHTS FOR CITIZENS FROM UKRAINE

Jakarta, March 3, 2022 – National Airline Garuda Indonesia operates evacuation flights for at least 80 Indonesian Citizens (WNI) from Ukraine and 3 Foreign Citizens (WNA) who are families of Indonesian citizens in the group.

This flight is a follow-up to the efforts to evacuate Indonesian citizens from the Ukrainian conflict situation initiated by the Indonesian Ministry of Foreign Affairs using a Garuda Indonesia charter flight operated with the A330-200 fleet and flown from Bucharest, Romania whose territory directly borders Ukraine to Jakarta, Indonesia.

The President Director of Garuda Indonesia, Irfan Setiাপutra, stated that “Evacuation flights for Indonesian citizens from Ukraine have a special meaning for us to be able to take part in this humanitarian mission. Garuda Indonesia's role in this evacuation process is part of our ongoing commitment to carrying out our mandate as a national flag carrier, one of which is realized through the provision of flight service accessibility that is ready at any time for the Indonesian people who will return to their homeland in the midst of the current conflict situation in Indonesia. Ukraine”.

Source : <https://www.garuda-indonesia.com/id/id/news-and-events/garuda-indonesia-operasikan-penerbangan-evakuasi-bagi-wni-dari-ukraine>

OPTIMIZE THE MOMENTUM OF BALI ECONOMIC RECOVERY AND TOURISM, GARUDA INDONESIA BEGINS TO SERVE DIRECT FLIGHT ROUTES SYDNEY – DENPASAR

Denpasar, March 4, 2022 - The national airline Garuda Indonesia officially served Sydney - Denpasar flights in line with the momentum for the recovery of the tourism and economic sectors in Bali through various relaxation policies for international travel for foreign tourists implemented by the Government.

Source : <https://www.garuda-indonesia.com/id/id/news-and-events/garuda-indonesia-mulai-layani-rute-penerbangan-langsung-sydney-denpasar>



DISCLAIMER

This document has been prepared by Company for capital market community purposes. The Company has prepared this document based on information available to it that has not been independently verified. No representation or warranty, expressed or implied, is provided in relation to the fairness, accuracy, correctness, completeness, or reliability of the information, opinions, or conclusions expressed herein. The information included in this document is preliminary, unaudited, and subject to revision upon completion of the Company's closing and audit process.

In addition, This document is not, and nothing in it should be construed as, an offer, invitation, or recommendation in respect of the Company's credit facilities or any of the Company's securities. This document is not, and nothing in it should be construed as, an offer, invitation, or recommendation in respect of the Company's credit facilities or any of the Company's securities. This document is not intended to be relied upon as advice to investors or potential investors and does not take into account the investment objectives, financial situation, or needs of any investor.

All forward-looking statements attributable to the Company apply only as of the date of this document. The Company undertakes no obligations to update or revise forward-looking statements to reflect events or circumstances that arise after the date made or to reflect the occurrence of unanticipated events.