

Inner Features



SEPTEMBER 2022

SEPTEMBER 2022 — PERFORMANCE GROUP INCREASED SIGNIFICANTLY

September 2022, Showing continued momentum in the air travel recovery, Garuda Indonesia Group served 1.27 million passengers, which was up 70.12% compared to September 2021, and volume is now at 49.82% Pre Covid 19. Garuda Indonesia Domestic volume for September was up 116.55% to 442K passengers and Citilink's volume was up 33.07% to 714K passengers compared to the year-ago period, Garuda Indonesia International volume had a 1747.08% rise in September to 114.55K passengers compared to September 2021, capacity rose 40.64% while load factor was at level 80.72pp, the international sector experienced the strongest year over year growth, the removal or easing of travel restrictions at some key Garuda Indonesia destinations certainly accelerate the recovery in the international sector.

From the cost side, fuel prices have gradually decreased from the highest price in July, in September fuel price was at Usc 93.89, down by 4.83% MoM, resulting in CASK also dropping by 5.65% MoM to Usc 6.88, CASK Ex Fuel also still falling by 5.65% MoM to Usc 3.83 this is the impact of the composition plan that has been approved previously, the decrease in costs in the third quarter of 2022, and the increase in passenger increased the performance of The Group significantly.

Garuda Indonesia Group

Passengers reached 49.82% Pre COVID-19
Cargo carried reached 54.90% Pre COVID-19
RPK reached 51.65% Pre COVID-19
RTK cargo reached 44.98% Pre COVID-19

Garuda Indonesia International

Passengers reached 35.35% Pre COVID-19
Cargo carried reached 51.81% Pre COVID-19
RPK reached 43.55% Pre COVID-19
RTK cargo reached 35.98% Pre COVID-19

Garuda Indonesia Domestic

Passengers reached 35.10% Pre COVID-19
Cargo carried reached 36.90% Pre COVID-19
RPK reached 40.96% Pre COVID-19
RTK cargo reached 42.05% Pre COVID-19

Citilink

Passengers reached 73.89% Pre COVID-19
Cargo carried reached 106.23% Pre COVID-19
RPK reached 81.44% Pre COVID-19
RTK cargo reached 114.48% Pre COVID-19

*Based on September 2019

MONTHLY OPERATIONAL INDICATOR

	SEP 2021	YOY	AUG 2022	MOM	SEP 2022	YTD SEP 2021	YTD SEP 2022	YTD
	A	C/A	B	C/B	C	D	E	E/D
GARUDA INDONESIA GROUP								
Passenger Carried*	747.745,00	70,12%	1.254.897,00	1,37%	1.272.034,00	7.660.690,00	10.498.823,00	37,05%
Cargo Carried (Ton)	22.183,90	-34,34%	14.821,92	-1,73%	14.566,03	217.955,40	143.717,39	-34,06%
ASK (000)	1.649.033,23	31,12%	1.905.477,05	13,47%	2.162.231,48	19.666.330,69	16.263.743,99	-17,30%
RPK (000)	793.115,04	111,95%	1.472.430,68	14,17%	1.681.012,37	7.570.497,77	11.608.056,62	53,33%
SLF (%)	48,10	29,65 pp	77,27	0,47 pp	77,74	38,49	71,37	32,88 pp
ATK Cargo (000)	66.891,72	2,03%	58.439,54	16,78%	68.248,10	719.087,95	540.063,90	-24,90%
RTK Cargo (000)	44.053,43	-44,52%	24.236,81	0,84%	24.440,95	443.690,91	264.410,29	-40,41%
CLF Cargo (%)	65,86	-30,05 pp	41,47	-5,66 pp	35,81	61,70	48,96	-12,74 pp
Aircraft Utilization**	05:02	02:23	07:05	00:20	07:25	04:51	06:40	01:49
Frequencies	7.219,00	24,53%	8.624,00	4,24%	8.990,00	91.666,00	74.272,00	-18,98%
OTP**	88,81	0,49 pp	85,91	3,39 pp	89,30	94,25	87,60	-6,65 pp
Fuel Burn (Liter)	50.379.080,95	39,40%	62.424.867,66	12,50%	70.229.909,94	594.577.269,45	527.720.207,96	-11,24%
Block Hours	14.973,31	25,98%	17.851,62	5,67%	18.863,31	184.905,86	153.266,74	-17,11%
Passenger Yield (Usc)	5,79	52,46%	9,11	-3,16%	8,82	6,00	8,27	37,70%
Cargo Yield (usc)	56,65	27,13%	70,42	2,26%	72,01	56,81	65,52	15,33%
CASK (Usc)	6,07	13,27%	7,29	-5,65%	6,88	5,98	6,87	14,81%
CASK-Excl Fuel (Usc)	4,41	-13,15%	4,06	-5,65%	3,83	4,49	3,92	-12,70%
Fuel Price (Usc/Liter)	54,48	72,33%	98,66	-4,83%	93,89	49,55	91,04	83,74%

Notes:
* Number of passenger carried is calculated on the basis of origin/destination, regardless of the number of stage lengths undertaken.
** All figures are for Garuda Indonesia and Citilink scheduled flights, except for aircraft utilization and on time performance are for main brand only.

	SEP 2021	YOY	AUG 2022	MOM	SEP 2022	YTD SEP 2021	YTD SEP 2022	YTD
GARUDA INDONESIA DOMESTIC								
Passenger Carried*	204.512,00	116,55%	418.253,00	5,88%	442.863,00	2.270.863,00	3.241.315,00	42,73%
Cargo Carried (Ton)	7.403,85	-28,87%	5.712,51	-7,81%	5.266,61	84.821,83	53.267,30	-37,20%
ASK (000)	412.729,46	41,30%	554.450,66	5,19%	583.207,12	6.341.225,68	4.496.504,60	-29,09%
RPK (000)	239.201,40	95,25%	452.300,64	3,26%	467.046,49	2.434.600,78	3.424.588,76	40,66%
SLF (%)	57,96	22,13 pp	81,58	-1,49 pp	80,08	38,39	76,16	37,77 pp
ATK Cargo (000)	11.710,05	10,14%	12.371,05	4,26%	12.897,76	159.065,32	107.629,11	-32,34%
RTK Cargo (000)	8.956,66	-25,83%	7.087,99	-6,28%	6.642,83	100.774,64	64.730,36	-35,77%
CLF Cargo (%)	76,49	-24,98 pp	57,29	-5,79 pp	51,50	63,35	60,14	-3,21 pp
Passenger Yield (Usc)	9,88	11,82%	10,99	0,50%	11,05	9,69	10,54	8,72%
Cargo Yield (usc)	80,61	16,04%	87,61	6,77%	93,54	89,06	87,20	-2,09%
CASK (Usc)	9,45	-1,35%	9,69	-3,78%	9,32	8,46	9,56	13,06%
CASK-Excl Fuel (Usc)	7,51	-21,67%	6,17	-4,64%	5,88	6,77	6,32	-6,66%
	SEP 2021	YOY	AUG 2022	MOM	SEP 2022	YTD SEP 2021	YTD SEP 2022	YTD
GARUDA INDONESIA INTERNATIONAL								
Passenger Carried*	6.202,00	1747,08%	76.109,00	50,52%	114.556,00	76.681,00	463.236,00	504,11%
Cargo Carried (Ton)	7.427,85	-52,22%	3.129,22	13,41%	3.548,87	70.183,78	40.341,51	-42,52%
ASK (000)	330.115,59	119,19%	502.216,79	44,07%	723.566,10	4.036.267,39	3.901.649,71	-3,34%
RPK (000)	25.603,71	2181,05%	345.840,81	68,87%	584.033,76	320.242,96	2.112.410,33	559,63%
SLF (%)	7,76	72,96 pp	68,86	11,85 pp	80,72	7,93	54,14	46,21 pp
ATK Cargo (000)	32.683,56	4,59%	25.030,30	36,57%	34.183,60	331.153,93	237.073,95	-28,41%
RTK Cargo (000)	27.344,67	-55,89%	11.226,78	7,44%	12.062,45	279.350,46	149.200,06	-46,59%
CLF Cargo (%)	83,66	-48,38 pp	44,85	-9,57 pp	35,29	84,36	62,93	-21,42 pp
Passanger Yield (Usc)	8,98	-11,02%	8,46	-5,57%	7,99	9,27	8,20	-11,52%
Cargo Yield (usc)	39,88	15,98%	42,53	8,76%	46,25	36,91	45,83	24,16%
CASK (Usc)	6,25	6,14%	7,46	-11,04%	6,64	5,90	7,06	19,66%
CASK-Excl Fuel (Usc)	4,55	-18,34%	4,16	-10,59%	3,72	4,45	4,15	-6,80%
	SEP 2021	YOY	AUG 2022	MOM	SEP 2022	YTD SEP 2021	YTD SEP 2022	YTD
GARUDA INDONESIA MAIN BRAND								
Passenger Carried*	210.714,00	164,54%	494.362,00	12,76%	557.419,00	2.347.544,00	3.704.551,00	57,81%
Cargo Carried (Ton)	14.831,70	-40,56%	8.841,73	-0,30%	8.815,48	155.005,60	93.608,81	-39,61%
ASK (000)	742.845,05	75,91%	1.056.667,45	23,67%	1.306.773,22	10.377.493,07	8.398.154,31	-19,07%
RPK (000)	264.805,11	296,93%	798.141,45	31,69%	1.051.080,25	2.754.843,74	5.536.999,09	100,99%
SLF (%)	35,65	44,79 pp	75,53	4,90 pp	80,43	26,55	65,93	39,38 pp
ATK Cargo (000)	44.393,61	6,05%	37.401,35	25,88%	47.081,37	490.219,25	344.703,06	-29,68%
RTK Cargo (000)	36.301,33	-48,47%	18.314,77	2,13%	18.705,28	380.125,09	213.930,42	-43,72%
CLF Cargo (%)	81,77	-42,04 pp	48,97	-9,24 pp	39,73	77,54	62,06	-15,48 pp
Passenger Yield (Usc)	9,79	-4,55%	9,89	-5,53%	9,35	9,64	9,65	0,04%
Cargo Yield (Usc)	49,93	26,27%	59,98	5,12%	63,05	50,73	58,35	15,00%
CASK (Usc)	8,03	-2,42%	8,63	-9,21%	7,84	7,46	8,40	12,55%
CASK-Excl Fuel (Usc)	6,19	-24,40%	5,21	-10,15%	4,68	5,87	5,31	-9,49%
	SEP 2021	YOY	AUG 2022	MOM	SEP 2022	YTD SEP 2021	YTD SEP 2022	YTD
CITILINK								
Passenger Carried*	537.031,00	33,07%	760.535,00	-6,04%	714.615,00	5.313.146,00	6.794.272,00	27,88%
Cargo Carried (Ton)	7.352,21	-21,78%	5.980,19	-3,84%	5.750,55	62.949,80	50.108,58	-20,40%
ASK (000)	906.188,18	-5,60%	848.809,60	0,78%	855.458,26	9.288.837,62	7.865.589,68	-15,32%
RPK (000)	528.309,92	19,24%	674.289,23	-6,58%	629.932,12	4.815.654,03	6.071.057,52	26,07%
SLF (%)	58,30	15,34 pp	79,44	-5,80 pp	73,64	51,84	77,19	25,34 pp
ATK Cargo (000)	22.498,11	-5,92%	21.038,19	0,61%	21.166,74	228.868,70	195.360,84	-14,64%
RTK Cargo (000)	7.752,10	-26,01%	5.922,05	-3,15%	5.735,67	63.565,82	50.479,87	-20,59%
CLF Cargo (%)	34,46	-7,36 pp	28,15	-1,05 pp	27,10	27,77	25,84	-1,93 pp
Passenger Yield (Usc)	3,78	110,28%	8,18	-2,88%	7,94	3,92	7,01	78,71%
Cargo Yield (usc)	88,10	14,93%	102,72	-1,42%	101,26	93,16	95,93	2,97%
CASK (Usc)	4,46	21,17%	5,62	-3,67%	5,41	4,33	5,24	20,92%
CASK-Excl Fuel (Usc)	2,94	-14,31%	2,62	-3,71%	2,52	2,94	2,43	-17,50%






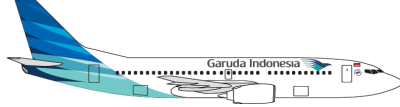

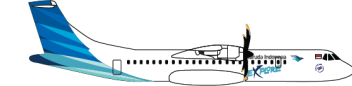





Notes:

* Number of passenger carried is calculated on the basis of origin/destination, regardless of the number of stage lengths undertaken.

** All figures are for Garuda Indonesia and Citilink scheduled flight, except for aircraft utilization and on time performance are for mainbrand only.

FLEET OPERATED BY GROUP'S

The Group's manage fleet operations due to demand, implementation of community restriction activity and response to the COVID-19 Pandemic

	Boeing 777-300ER	06
	Airbus A330-900Neo	01
	Airbus A330-300	04
	Airbus A330-200	-
WIDE BODY		11
	Boeing 737 MAX 8	-
	Boeing 737-800NG	29
	Bombardier CRJ1000	-
	ATR72-600	-
NARROW BODY		29
TOTAL FLEET OPERATED BY GARUDA INDONESIA		40
	Airbus A330-900Neo	-
WIDE BODY		-
	Airbus A320-200 Neo	05
	Airbus A320-200	29
	ATR72-600	04
	Boeing 737-300/500	1
NARROW BODY		39
TOTAL FLEET OPERATED BY CITILINK		39
TOTAL FLEET OPERATED BY GARUDA INDONESIA GROUP		81

NEWS

ACCELERATING THE RECOVERY OF OPERATIONAL PERFORMANCE, GARUDA INDONESIA OFFICIALLY COLLABORATES FLEET RESTORATION FINANCING FACILITY BASED ON PROFIT SHARING SCHEME WITH PPA

Jakarta, September 16, 2022 – the national airline Garuda Indonesia on Friday (16/9) signed a cooperation “fleet restoration Financing Facility with profit sharing scheme” with PT Perusahaan Manajemen Aset (PPA) which was symbolically carried out by Garuda Indonesia President Director Irfan Setiাপutra together with PPA President Director Yadi Jaya Ruchandi in Denpasar, Bali. The signing of the agreement is a follow-up to the signing of the Offering Letter on the latest indicative Terms & Conditions (Updated Indicative Term Sheet) Memorandum of Understanding (MoU) which was signed in August.

Financing facilities with a value of up to Rp725, 000, 000, 000 through a profit-sharing scheme that will last for 5 years, implemented in stages on a number of routes that will be used as a profit-sharing cooperation scheme including Jakarta-Surabaya-Jakarta, Jakarta-Makassar-Jakarta and Jakarta-Jayapura-Jakarta.

President Director of Garuda Indonesia Irfan Setiাপutra said that the cooperation is a form of Garuda Indonesia's commitment to optimize the performance transformation mission step in an effort to continue to make a positive contribution to the community in the midst of the momentum of national economic recovery, especially the tourism sector through increased accessibility of safe and comfortable flight services for the people of Indonesia.

GARUDA INDONESIA PRESENTS SPECIAL OFFERS FOR EXECUTIVE UMRAH TRAVEL PACKAGES

Jakarta, 20 September 2022 - the national airline through the AeroHajj Business Line (a subsidiary of Aerowisata) presents a special Umrah travel package “Free & Easy” which offers a short umrah travel package for 4 (four) days. The travel package is packaged in a bundling package that offers convenience and a more compact trip, especially for executives or workers who want to carry out umrah worship ahead of the weekend.

President Director of Garuda Indonesia Irfan Setiাপutra revealed that this umrah travel special offer is a form of Garuda Indonesia's commitment to provide value-added flight services for the community, especially umrah flight services, namely through competitive travel packages with various supporting facilities that prioritize the comfort of the congregation during worship in the Holy Land. We present this special offer for people who have special preferences to perform umrah in a shorter time but still prioritize the comfort aspect with a variety of competitive umrah service facilities.

GARUDA INDONESIA OPERATES HUMANITARIAN FLIGHTS TO PAKISTAN, TRANSPORTS AID FROM INDONESIAN GOVERNMENT

Jakarta, 27 September 2022 – national airline Garuda Indonesia on Monday (26/9) began flying 1 (one) A330-300 fleet carrying more than 32 tons of aid from the Indonesian government for the people of Pakistan, as a form of support for victims affected by floods in Pakistan. The delivery of aid-basic and supporting needs and medicines-is the first delivery of 2 (two) humanitarian flights initiated by the Government of Indonesia through the National Disaster Management Agency (BNPB) with a total transport of 61 tons.



DISCLAIMER

This document has been prepared by Company for capital market community purposes. The Company has prepared this document based on information available to it that has not been independently verified. No representation or warranty, expressed or implied, is provided in relation to the fairness, accuracy, correctness, completeness, or reliability of the information, opinions, or conclusions expressed herein. The information included in this document is preliminary, unaudited, and subject to revision upon completion of the Company's closing and audit process.

In addition, This document is not, and nothing in it should be construed as, an offer, invitation, or recommendation in respect of the Company's credit facilities or any of the Company's securities. This document is not, and nothing in it should be construed as, an offer, invitation, or recommendation in respect of the Company's credit facilities or any of the Company's securities. This document is not intended to be relied upon as advice to investors or potential investors and does not take into account the investment objectives, financial situation, or needs of any investor.

All forward-looking statements attributable to the Company apply only as of the date of this document. The Company undertakes no obligations to update or revise forward-looking statements to reflect events or circumstances that arise after the date made or to reflect the occurrence of unanticipated events.

